



**GLOBAL  
FARM  
METRIC**

---

# Global Farm Metric Research Tool QuickStart

---

For more information, see our user  
guide, technical guide and data checklist

[www.globalfarmmetric.org](http://www.globalfarmmetric.org)  
[info@globalfarmmetric.org](mailto:info@globalfarmmetric.org)

# 6-step QuickStart



1. Gather the information you need to complete the tool using our data checklist
2. Answer the questions in each category (the circle icons at the top of the page).
3. Save your progress by selecting 'download' on the top right-hand corner. This saves your assessment onto your computer as a .json file.

**Please note, none of your assessment is stored online. If you exit the browser, you will lose any changes made since you last clicked 'download'.**

4. To continue, select the 'upload' button in the top right-hand corner. Select the last .json file you downloaded.
5. Once you've answered all questions, view your final scores by clicking the circle icon on the top right-hand side.
6. Send your final assessment and feedback to [info@globalfarmmetric.org](mailto:info@globalfarmmetric.org)



1) Gather your information



2) Complete each category



3) Download to save



4) Upload to continue



5) View and submit results

# Orientation



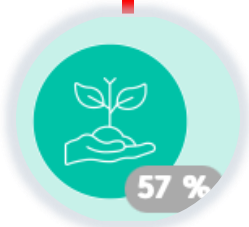
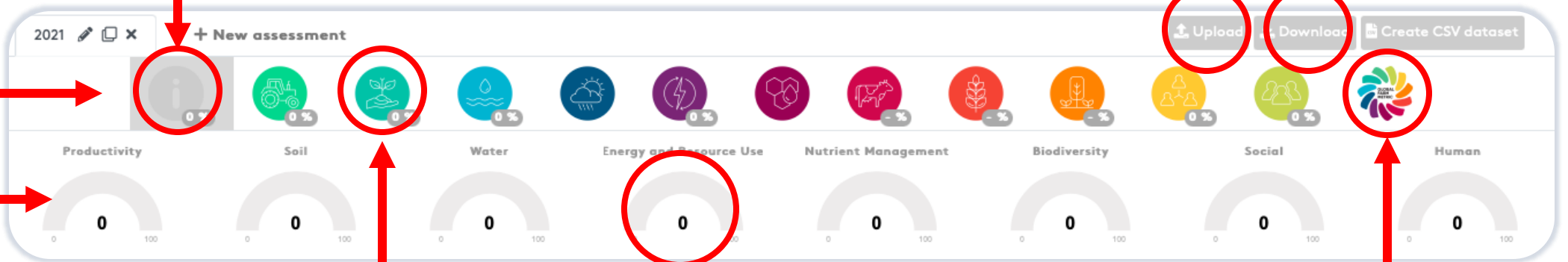
Start here

Continue/  
upload  
assessment

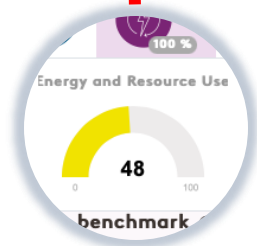
Save/  
download  
assessment

Categories

Category  
scores



% progress  
made



Category  
score



Final  
results