



**GLOBAL
FARM
METRIC**



**Global Farm
Metric Research
Tool (UK)
User Guide**

info@globalfarmmetric.org

Contents



- What is the Global Farm Metric?
- What is the Global Farm Metric Research Tool (GFM-RT) ?
- What am I trialing?
- Who is the GFM-RT for?
- What are the assessment boundaries?
- How is the assessment structured?
- How do I access the GFM-RT?
- How do I start?
- Tool orientation
- How do I save and continue my progress?
- How is my assessment scored?
- What do I do once I've finished?
- How do I share my feedback?
- How is my data used?
- Where can I find help?
- Live Q&A sessions and reminders

What is the Global Farm Metric?



- The Global Farm Metric (GFM) is a whole-farm framework for measuring sustainability on all farming systems and landscapes. When adopted, it will align existing sustainability assessments to establish a common language that enables all stakeholders in food and farming to drive positive change and save farmers time.
- See our latest [report](#) and [website](#) for information, including more detail on the categories and indicators of the GFM framework.



The categories and indicators of the GFM framework

What is the Global Farm Metric Research Tool (GFM-RT)?



- The GFM-RT (UK) is an open-source self-assessment tool created to trial the GFM framework.
- It has been built to test whether this method of data capture and the outputs provided in the GFM-RT helps farmers and land managers to:
 - **Learn about and grow the positive impacts/reduce the negative impacts** the farm may be having
 - **Understand, measure and monitor progress** towards sustainability goals
 - **To communicate farm-level outcomes** across the food and farming sector
 - Improve the local **environment**
 - **Prepare for upcoming changes** to the UK agricultural policy
 - **Save time** inputting the same information into multiple assessments

What am I trialing?



- The GFM-RT is still in development. By completing the assessment you are helping to develop and improve the framework so it is useable and useful to farmers.
- To do so, we ask that you:
 - **Share your completed assessment** with us (your data will be kept private - see the [terms and conditions](#))
 - Leave comments and feedback via the online feedback function
 - Fill in **two short feedback surveys**, one before completing the assessment and one afterwards.

Who is the GFM-RT for?



- The GFM-RT (UK) is for all farmers, land-managers and landowners who want to **measure and improve their sustainability**, be more **resilient to climate change**, be **prepared for upcoming changes to UK agricultural support** and **help inform the development of the GFM**.
- The tool can be **used in the UK on farms of all sizes** that produce food (including crops, livestock, vegetables, fruit) and non-consumable products (including biofuel, wool and wood fuel).

What are the assessment boundaries?



- Please submit your assessment by the **1st of August 2023**
- The GFM-RT assessment collects information over a 12-month period which can be a calendar year, a financial year or from harvest to harvest. You can choose your preferred timeframe, but **it is important that information is collected over the same period each year**. For example, your assessment period could run from 1st of July 2022 to 1st of July 2023, or it could run from 1st of January 2022 to 1st of January 2023, or you could choose the financial year and analyse the period from April 2022 to April 2023.
- The categories and questions are based on the GFM framework. Collecting information and filling in the assessment takes approximately 6-8 hours in total – **see our data checklist for what information to collect and when**. The time it takes to complete the assessment will be reduced after your first year.
- The information collected is restricted to the **farmgate** (i.e. products entering or leaving the farm) and the **farm business** (e.g. if land is rented out, the rental income is included in the assessment, but not the activity that takes place on the rented land, such as sheep grazing).

How is the assessment structured?



- The tool is made up of 11 categories which indicate whole-farm sustainability.
- Some categories, such as productivity and animal husbandry, ask you to input more detailed information. Other categories display the results of calculations from the information inputted in previous categories (such as greenhouse gas emissions for livestock and crops).
- Most of the information asked for in the tool is requested in other assessments and certification schemes. This is because, once adopted, the GFM is designed to save farmers time inputting the same information into multiple assessments.

How do I access the GFM-RT?




- To access the tool, follow [this link](#)
- You will receive occasional emails with details of Q&A sessions, new resources and reminders to collect and input your information. You can remove yourself from the trial at any time, by emailing info@globalfarmmetric.org with your request.

How do I start?



1. Before you begin, it is important you read our technical guide carefully. **This includes information on how to save your progress.**
2. You can then start gathering the information you need to complete the tool using our data checklist.
3. Once you have familiarised yourself with the questions and the online tool you can begin filling in your information, starting with 'initial data'.
4. Move along the categories from left to right, selecting 'update score' once you have answered all category question marked with a *.
5. Once you have completed all relevant categories, you can view your final results, share them to info@globalfarmmetric.org and share your feedback.



Start

Final results

Tool orientation



How do I save and continue my progress?



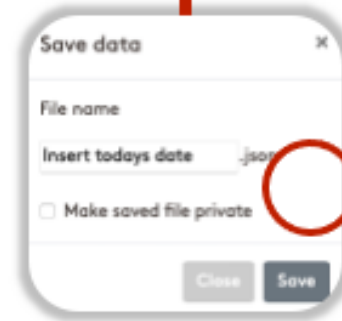
- If you get part way through the assessment but have not yet completed it, **you must download your assessment and save it on your computer.**
 - The GFM-RT stores your information as a .json file in your downloads folder. Nothing is saved or stored online.
 - Best practice is to download the file regularly as you work through the assessment, to ensure you don't lose any of the information you have inputted.
- To resume your session, upload the latest file you downloaded and continue to input your information.
- To save your progress again, repeat the download process.
 - Each time you click the download button a new .json file downloads to your computer labelled with a new number. You will end up having multiple copies in your download folder.
- Repeat this process as many times as you need.

Save progress

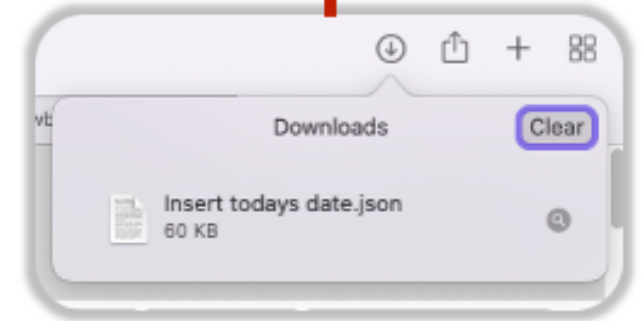
a) Select download. This will save your data as a .json file on your computer.



b) Label the file with the date so you can easily find your latest version. Select save.



c) Your data will now be saved on your computer in your downloads folder.

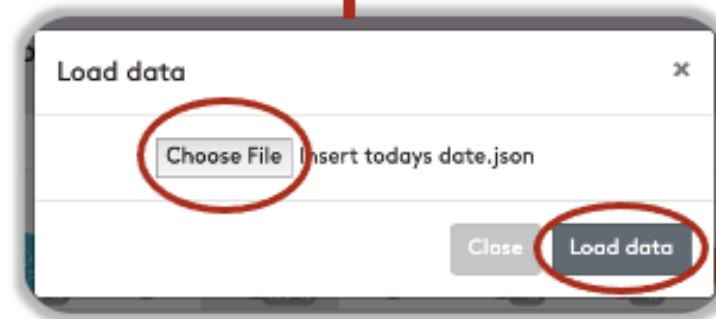


Continue

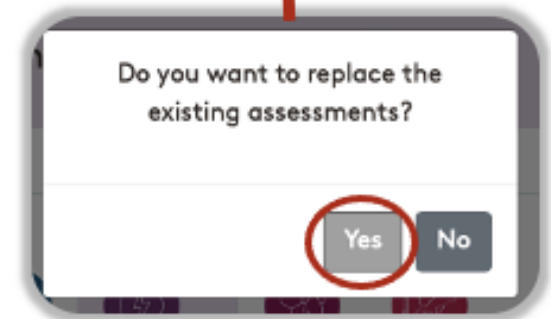
a) Select upload



b) Choose your last saved data file and select load data



c) Select 'no' if you have entered data online that you don't want to lose. Select 'yes' if no other assessment is in progress.



How is my assessment scored?



- For most questions, the answer given is marked 20, 40, 60, 80, or 100%. An N/A option is available for many questions; this is not included in the scores.
- Question scores are averaged to give a score for the sub-categories (also referred to as the sustainability 'indicators' in the GFM framework). The overall score for each category is then an average of the indicator scores.
- Scores are based on research, local benchmarking data, scientific evidence and expert knowledge.
- A general principle is that a score of 50% would reflect an average performance, less than 50% would be below average and above 50% would be above average.

What do I do once I've finished?

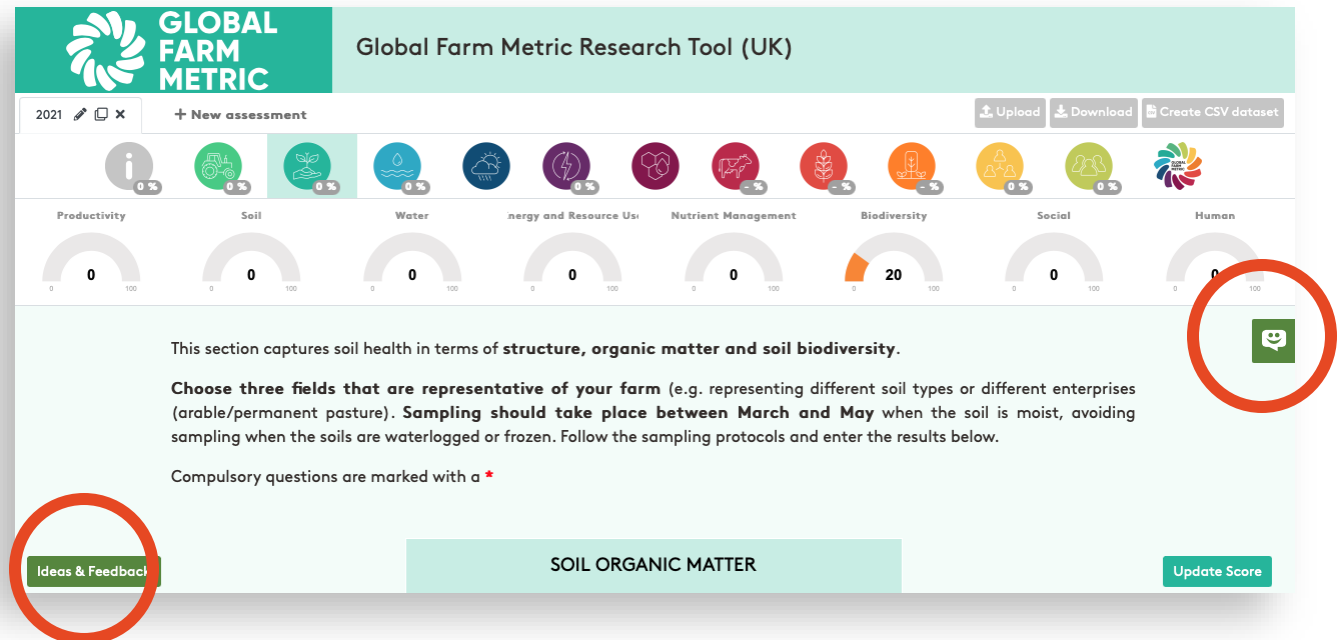


- Please finish your assessment by the 1st of August 2023.
- Send your completed assessment by .json file to info@globalfarmmetric.org where it will be used in research to inform the development of the Global Farm Metric.
- Once you have completed the assessment, please complete our short feedback survey - we will send it to you by email. Alternatively, you can also access it [here](#).
- You can also:
 - Begin collecting information for next year's assessment to see the impacts your changes have made.
 - Head to the [Sustainable Food Trust](#) and [Global Farm Metric](#) website for resources, events and information on farming sustainably.

How do I share my feedback?



- Throughout the assessment, you can leave comments and flag any bugs using the in-tool feedback function (circled red below).
- You can also email info@globalfarmmetric.org to share further comments or to book a 1-2-1 feedback session.
- When you have completed your assessment, please also complete our short feedback which we will send to you by email



How is my data used?



- The tool is hosted online, but **your assessment is NOT saved online to keep your data private** - you must save your assessment to your local desktop.
- To share your results, please return your downloaded .json data file to info@globalfarmmetric.org.
- Your data is then used as outlined in the terms and conditions shared with you on the [ELMS50 Trials Page](#)
- All information you share with us is used for **research purposes only**. Your data will be anonymised to create sustainability benchmarks for the development of the GFM.

Where can I find help?



Still have questions? There are other options available to help you complete the GFM assessment.

- See our data checklist, technical guide and [GFM Research Tool page](#) for FAQs, useful videos and resources.
- We will hold online drop-in sessions every 2 months and 1-2-1 sessions to answer any question you may have – you will receive further details via email
- For more in-depth queries, you can also email info@globalfarmmetric.org